



**RF
INVESTMENT
PARTNERS**

NEW YORK | CHICAGO | CHARLOTTE | AUSTIN
www.rf-partners.com

Aligning our expertise & capital with your vision.

RF provides innovative capital for visionary founders to help build differentiated businesses.

With approximately \$700 million of capital under management, RF Investment Partners invests in lower-middle-market businesses with a focus in Software, Healthcare Services, and Business Services. RF is often the first institutional investor, offering investment across the capital structure that aligns with the company's growth strategy. Through a partnership approach, we provide guidance based on our deep sector expertise and understanding of broad market dynamics.

Size Parameters

Business Services & Healthcare Companies

\$10M+Revenue
\$2M+EBITDA
10%+EBITDA Margins

Software Companies

\$5M+ ARR
70%+ Gross Margins
85%+ Revenue Retention
Pathway to Positive Cash Flow
Within 18 Months

Sectors

Software
Business Services
Healthcare Services

Transaction Types

Liquidity Events
Growth Capital Investments
Acquisition Capital
Management Buyouts
Recapitalizations
Independent Sponsor / Search Fund

Investment Parameters

\$10 - \$40M Transaction Size
Interest Only

Securities

Unitranche Debt
Subordinated Debt
Preferred / Common Equity

CONTACT INFORMATION

For Software Opportunities:


JACOB GORDON
jgordon@rf-partners.com
413.992.7903

JAMES BISHOP
jbishop@rf-partners.com
704.564.7250

For Business Services & Healthcare Opportunities:

PAT RIGGIO
priggio@rf-partners.com
312.508.4342

COLLIN ABERT
cabert@rf-partners.com
312.508.4339





**RF
INVESTMENT
PARTNERS**

NEW YORK | CHICAGO | CHARLOTTE | AUSTIN

www.rf-partners.com

Investment Portfolio











SOFTWARE

| | | | | | | |
|--|--|---|---|---|--|--|
|  May 2018* |  October 2019* |  March 2020 |  December 2020* |  March 2021* |  May 2021 |  July 2021 |
|  November 2021* |  May 2022 |  June 2022 |  June 2022 |  April 2023 |  July 2024 | |

HEALTHCARE SERVICES

| | | | |
|--|---|--|--|
|  December 2018* |  March 2021 |  December 2021 |  March 2022 |
|  September 2022 |  March 2024 |  May 2024 |  December 2024 |

BUSINESS SERVICES

| | | | | | |
|---|---|--|--|---|--|
|  February 2018* |  December 2018* |  March 2019* |  November 2019* |  April 2021 | |
|  December 2021 |  October 2022 |  December 2022 |  July 2023 |  July 2024 |  December 2024 |

CONSUMER & NICHE MANUFACTURING

| | | | |
|---|--|---|--|
|  June 2018* |  December 2018 |  March 2021 |  August 2024 |
|---|--|---|--|

*represents exited portfolio companies

The information contained herein is being provided for discussion purposes only and does not constitute an offer to sell, or a solicitation of an offer to buy, securities in any of the companies listed, or the securities of any of RF's investment partnerships. The companies listed herein are included for illustrative purposes only and are not a complete list of all companies in which RF, through one or more of its investment partnerships, has made investments. It should not be assumed that the companies listed were or will be profitable, or that historical performance is indicative of future returns. RF makes no guarantees of positive returns as investing in equities may involve significant risks, including the risk of total loss of funds invested, that a potential investor must be willing to bear. To learn more about us, visit www.rf-partners.com.